

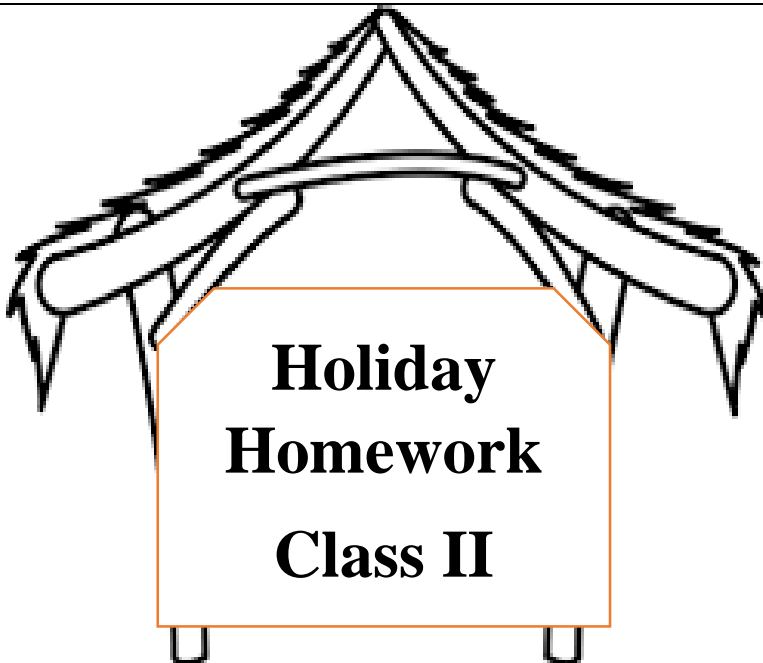
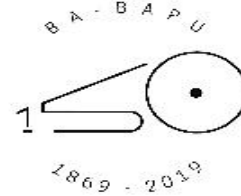


Bharatiya Vidya
Bhavan
VIDYASHRAM

Pratap Nagar, Jaipur
Session 2019-20



“CLEANLINESS
IS NEXT TO GODLINESS”



English
Hindi
Mathematics
EVS

This holiday homework will be evaluated under Activity 2 for all the subjects.

Name : _____

Class : _____

Roll No. : _____

English

Note: Both the questions are to be done in a separate four line English handwriting notebook.

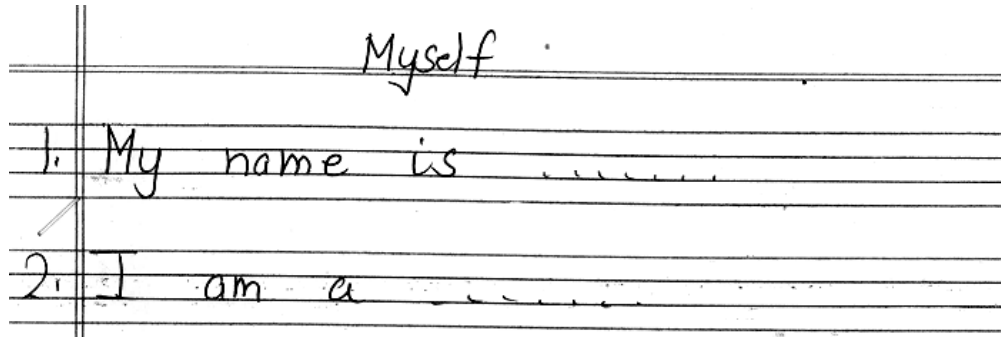
Q1. Write twenty pages of English as given below.

a) Write one page each on the following topics:

- i) My Favourite Toy
- ii) My Best Friend
- iii) My Favourite Season
- iv) How I keep my room clean
- v) Good things in my neighbourhood
- vi) Games I play with friends
- vii) Going to the Circus
- viii) A Special Birthday
- ix) A person who makes me happy
- x) My Favourite Food


(5 Lines each)

Example:



- b) Repeat the following lines on separate page. (one line on one page)
- i) Honesty is the best policy.
 - ii) Keep your surroundings clean.
 - iii) Hard work always pays.
 - iv) Stay in discipline, stay safe.
 - v) Save trees, save nature.
 - vi) Respect your elders.
 - vii) Always think positive.
 - viii) Union is strength.
 - ix) Always be kind.
 - x) Cleanliness is the first law of health.

Example:



Criteria: Neatness, Structure, Space in Sentences, Presentation.

Q2. Eating Healthy Food is very important for all of us. Identify two most favourite dishes of your family. Write five sentences for each dish. Paste the pictures of those dishes with the vegetables / fruits used in it in the form of a Collage. Home work to be done in English Notebook used for handwriting pages.

Paste 5 – 6 pictures for each dish.

Criteria: Neatness, Content, Presentation, Creativity, Sentence Formation..

Name : _____
Class : _____
Roll No. : _____

E V S

1. Theme – ‘Healthy Food’.

Prepare two healthy dishes using fireless cooking with the fruits and vegetables, you have bought from the market. Use coloured ruled A4 sheet for this activity.

- a) Write name of the recipe. Ingredients used. Steps of preparation for making the recipe.
- b) Click and paste photograph of each dish you have made.

Criteria: Recipe Name, Sequence of Steps, Neatness, Creativity, Photographs, Overall Presentation

नाम : _____
कक्षा : _____
अनुक्रमांक : _____

विषय – हिंदी

Note: Use coloured A4 ruled sheets for both the questions.

1. 'स्वच्छता उत्तम स्वास्थ्य का आधार' विषय पर कोलाज बनाइए।
(स्वच्छता से संबंधित चित्र)

मूल्यांकन बिंदु: विषय सम्बद्धता, रचनात्मकता, समायोजन, प्रस्तुति

2. सुलेख–

हमें सदा सच बोलना चाहिए।

हमें बड़ों की बात माननी चाहिए।

हमें हाथ धोकर भोजन करना चाहिए।

हमें प्रतिदिन नहाना चाहिए।

अपना काम समय पर पूरा करना चाहिए।

हमें झूठ नहीं बोलना चाहिए।

हमें बड़ों का आदर करना चाहिए।

कक्षा में अनुशासन में रहना चाहिए।

सभी बड़ों को प्रणाम करना चाहिए।

समय का पालन करना चाहिए।

हमें अपने सामान का ध्यान रखना चाहिए।

हमें किसी को भी गलत नहीं बोलना चाहिए।

हमें सुबह जल्दी उठना चाहिए।

रात में जल्दी सोना चाहिए।

बच्चों को मोबाइल से दूर रहना चाहिए।

प्रतिदिन पढ़ाई करनी चाहिए।

अधिक समय तक टी.वी. नहीं देखना चाहिए।

हमें सफ़ाई का ध्यान रखना चाहिए।

सबसे प्रेमपूर्वक व्यवहार करना चाहिए।

हमें प्रतिदिन फलों का सेवन करना चाहिए।

हमें शिक्षकों का आदर करना चाहिए।

उदाहरण हेतु:

सुलेख:-

हमें सदा सच बोलना चाहिए।

हमें सदा सच बोलना चाहिए।

हमें सदा सच बोलना चाहिए।

.....

.....

- एक पंक्ति को एक पृष्ठ पर सुंदर लेख में लिखना है
- प्रत्येक पृष्ठ पर अलग-अलग पंक्ति लिखनी है।

मूल्यांकन बिंदु: सुन्दर लेख, प्रस्तुति

Name : _____

Class : _____

Roll No. : _____

Mathematics


1. Eat well, Live Well, Be Well

Healthy food leads to healthy life. This summer vacation will be full of fun, learning, and enjoyment.

Go and enjoy shopping with your parents. Visit the market and shop for your 3 favourite fruits and 3 vegetables of your choice.

Take the bill and write their cost beside every fruit and vegetable you bought in a table given below. Find out total amount you have spent on purchasing them on a coloured ruled A-4 sheet. Also paste or draw pictures of the purchased items.

For example:

| S.No. | Name of the fruit | Picture | Amount |
|-------|-------------------|---|--------|
| 1 | Grapes |  | ₹ 10 |
| 2 | | | |
| 3 | | | |

Make similar table for vegetable also.

Criteria:: Concept of Addition. Presentation. Neatness.

2. Innovating with Geometrical shapes is so much fun. It not only involves playing with our imagination but recreating things in a meaningful way. Try your hands recreating some healthy snack with the fruits and vegetables you had purchased from the market that keep us fit and present it using Geometrical shapes. Enjoy this snack with your family and friends. Click the picture of your dish created by you on coloured A-4 Sheet and write the names of the shapes used to create that dish.

Criteria: Creativity, Knowledge of shapes, Overall Presentation

3. Learn tables from 1 to 8 for the Bingo activity to be played in the class when the school reopens.

Criteria: Knowledge of tables, Alertness, Understanding and Accuracy.
