

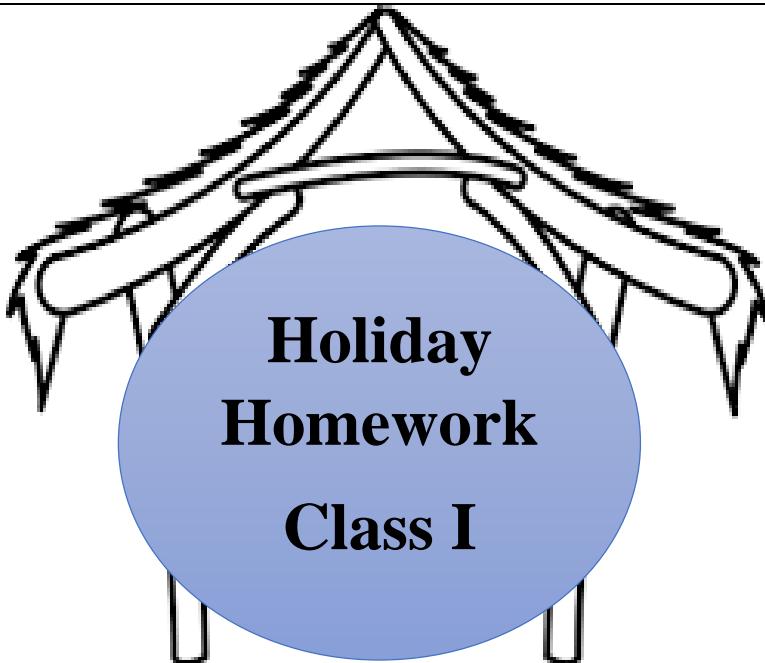
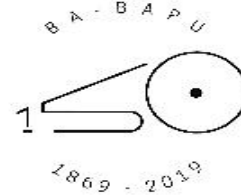


Bharatiya Vidya
Bhavan
VIDYASHRAM

Pratap Nagar, Jaipur
Session 2019-20



“CLEANLINESS
IS NEXT TO GODLINESS”



English
Hindi
Mathematics
EVS

*This holiday homework will be evaluated
under Activity 2 for all the subjects.*

Name : _____

Class : _____

Roll No. : _____

English

1. Twenty two pages of English Handwriting to be done in separate **Four Line English Notebook**.


a) **Alphabet writing from A to Z (Capital Letters)**

(3 pages each).

b) **Alphabet writing from a to z (Small Letters)**

(3 pages each).

Example:

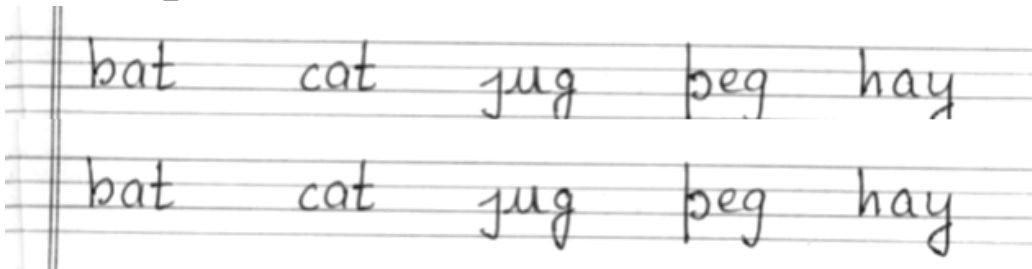


c) **a, e, i, o, u vowel sound words**

Example: bat, cat, jug, peg, hay, bet, pin, hen, fan, tin, hot, ten, ben, zip, rip, soap, coat, pray, fry, sun, goat, rain fog, pie, den, call, flip, pat, beg, float.

Write five words on the first line and repeat them on the full page as shown below:


Example:



d) Students will be writing one page on each line (10 pages)

- i) My name is _____.
- ii) I am a _____. (boy/girl)
- iii) I am _____ years old.
- iv) I study in class _____.
- v) My favourite colour is _____
- vi) I live in _____.
- vii) I like to eat _____.
- viii) My favourite cartoon is _____.
- ix) I like to play _____.
- x) I _____ my parents very much.

Example:



Criteria: Formation of alphabets and words. Proper gap between words. Neatness and completion of pages.

2. a) Find out naming words under the heads-common names and special names with the words used in the EVS booklet.
b) Arrange them in the 'ABC' order.

Q2(a)	Common Names	Special Names
1.	father	Rakesh
2.	mother	Beena
3.		

Q2(b) Beena, father, mother, Rakesh

Note:

The Homework has to be done in separate English Notebook including handwriting pages.

Criteria: Understanding, Neatness, Accuracy and Overall Presentation.

Name : _____


Class : _____

Roll No. : _____

E V S

Theme – Me and My Family

Paste your picture here.....



I am _____ . (name)

1. Read the given poem and colour the name of the sense organs in green and activities related to them in pink.

Poem

We use our tongue to taste

We taste the flavours of food

We use our ears to hear

We hear noises loud and soft

We use our eyes to see

We see colours all around

We use our nose to smell

We smell perfume and flowers

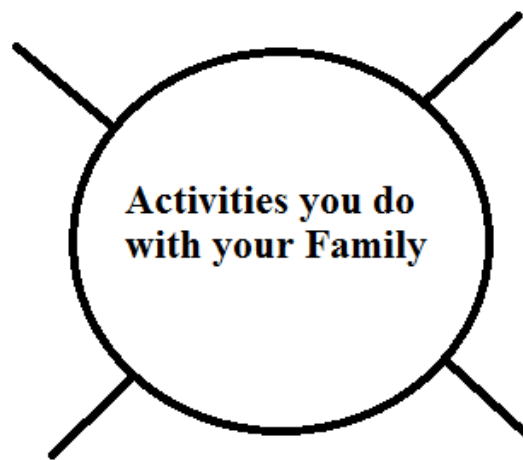
We use our skin to touch

We touch things both smooth and rough.

2. With the help of your parents, find out the names and birthdays of your family members (any five).

S.No.	Name	Relation	Date of Birth
1			
2			
3			
4			
5			

3. Make a web chart by pasting pictures of the activities you do with your family and write one line about it.



1. _____

2. _____

3. _____

4. _____

नाम : _____

कक्षा : _____

अनुक्रमांक : _____

विषय – हिंदी

आ 'I' की मात्रा

10 शब्द

- | | | | |
|----|-------|-----|-------|
| 1. | _____ | 6. | _____ |
| 2. | _____ | 7. | _____ |
| 3. | _____ | 8. | _____ |
| 4. | _____ | 9. | _____ |
| 5. | _____ | 10. | _____ |

आ 'I' की मात्रा के 5 वाक्य लिखें



- | | |
|----|-------|
| 1. | _____ |
| | _____ |
| 2. | _____ |
| | _____ |

3.

4.

5.

रंग भरे



इ 'ि' की मात्रा 10 शब्द

1. _____ 6. _____
2. _____ 7. _____
3. _____ 8. _____
4. _____ 9. _____
5. _____ 10. _____

इ 'ि' की मात्रा के 5 वाक्य लिखें

1. _____

2. _____

3. _____

4. _____

5. _____

इ 'ि' की मात्रा के चार चित्र चिपकाएँ

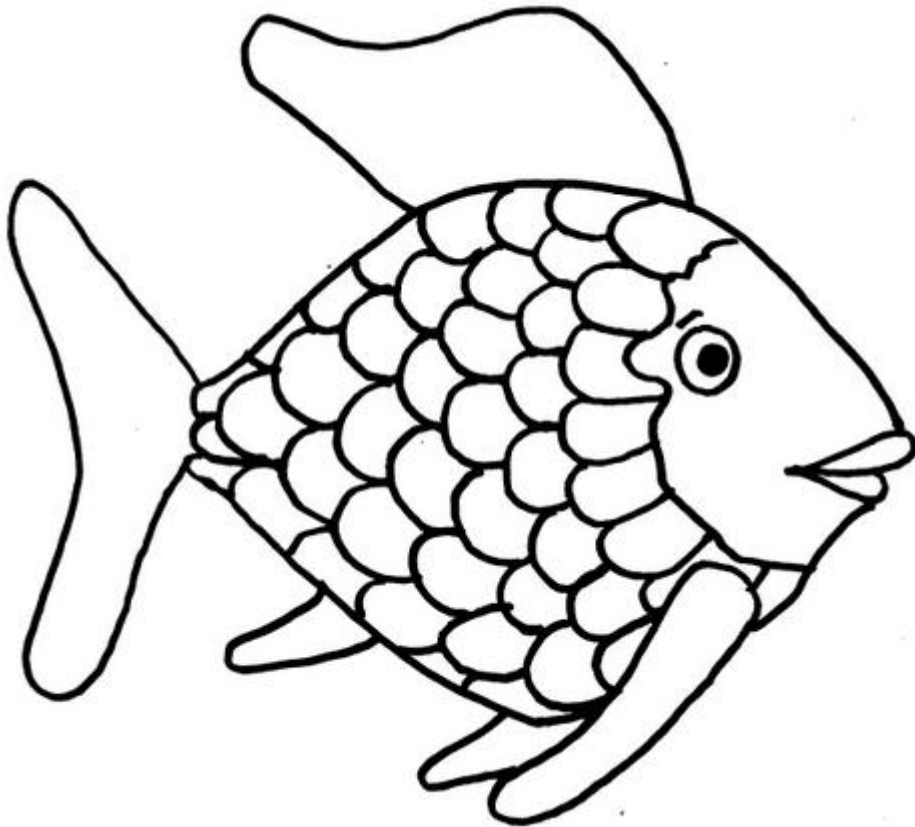

ई 'ी' की मात्रा 10 शब्द

- | | | | |
|----|-------|-----|-------|
| 1. | _____ | 6. | _____ |
| 2. | _____ | 7. | _____ |
| 3. | _____ | 8. | _____ |
| 4. | _____ | 9. | _____ |
| 5. | _____ | 10. | _____ |

ई 'ी' की मात्रा के 5 वाक्य लिखें

- | | |
|----|-------|
| 1. | _____ |
| | _____ |
| 2. | _____ |
| | _____ |
| 3. | _____ |
| | _____ |
| 4. | _____ |
| | _____ |
| 5. | _____ |
| | _____ |

रंग भरें—



उ ' ु ' की मात्रा 10 शब्द

1.

6.

2.

7.

3.

8.

4.

9.

5.

10.

उ ' ु ' की मात्रा के 5 वाक्य लिखें

1.

2.

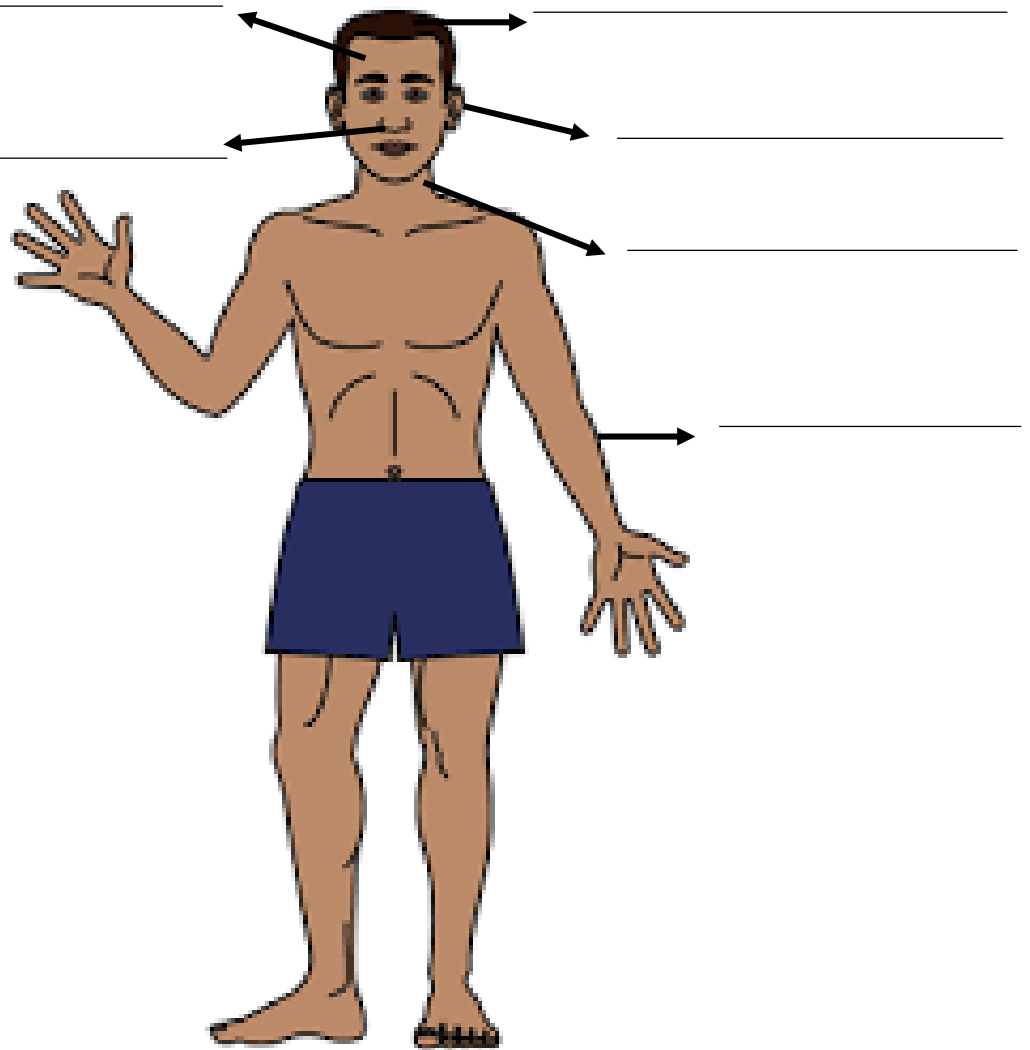
3.

4.

5.

उ 'ु' की मात्रा के कोई चार चित्र चिपकाएँ

शरीर के अंगों के नाम लिखे
आ, इ, ई, उ मात्राओं से संबंधित



Name : _____

Class : _____

Roll No. : _____

Mathematics

Q1. Fill in the blanks using number names:

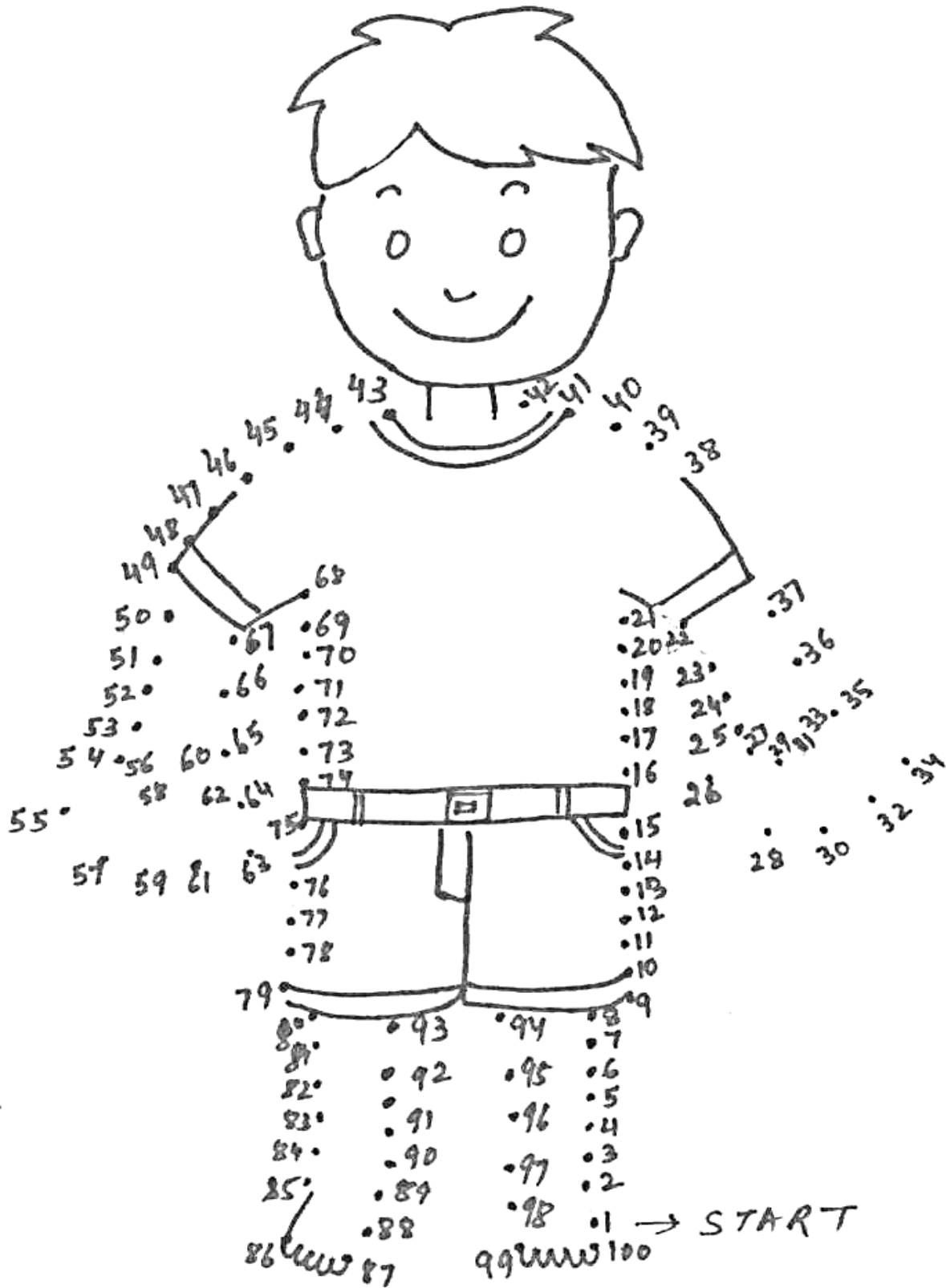
- a) I have _____ fingers.
- b) I am _____ years old.
- c) I have _____ ears.
- d) My father is _____ years old.
- e) My mother is _____ years old.
- f) There are _____ members in my family.
- g) I have _____ toes.
- h) I have _____ teeth.

Q2. **Dodging Table:**

- a) $0 \times 6 =$ _____
- b) $1 \times 7 =$ _____
- c) $2 \times 9 =$ _____
- d) $2 \times 5 =$ _____
- e) $2 \times 8 =$ _____
- f) $1 \times 6 =$ _____

Q3. Learn Tables 0 to 2.

Q4. Join the given numbers (1 to 100) to complete the picture.
Colour it also.



Parameters: Neatness, Understanding, Accuracy, Presentation

Q5. Write numbers 1 to 100 (two times)

1
